

Sketch ISLAND



8/22 Image: Diamond upholstery (side components shown without arm cushion)

Combining clean lines with modular comfort, the Sketch Island has generous proportions and a captivating look for sleek style in any aesthetic. From the cushioned back to the expert upholstery this is elegance personified. Available in 4 components.

UPHOLSTERY COLOUR

MATERIALS

Diamond 52% Polyester, 25% Acrylic, 10% Viscose, 7% Linen, 6% Cotton

DIMENSIONS

WIDTHS Various

DEPTH Various

SEAT HEIGHT 380mm

ARM HEIGHT 590mm

COVERS Removable


PROFILE Soft

FILLING HD polyurethane foam & feather

LEG MATERIAL Timber

JOINING BRACKETS Included

UPHOLSTERY COLOURS



Diamond (DIA)

CUSTOMISATION AVAILABLE

Visit a showroom to discover our thoughtfully curated palette of custom fabrics.

COMPONENTS & CONFIGURATIONS

Please refer following page.


NOTES

Modulars are ordered as separate units available in left (LFT) or right (RIT) facing orientation. As you stand in front of the sofa the arm will be in either the left or right side of the modular component. Please refer website for care instructions.


As product specifications sometimes change, please confirm with your GlobeWest salesperson before placing your order.

Sketch ISLAND


COMPONENTS




A - Corner Sofa



B - Centre Sofa

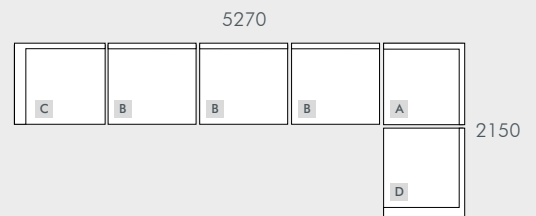
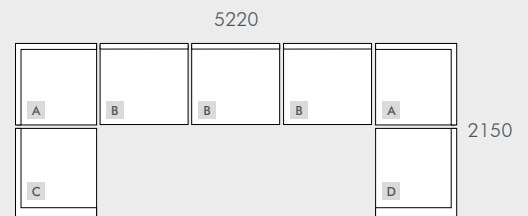
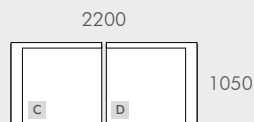
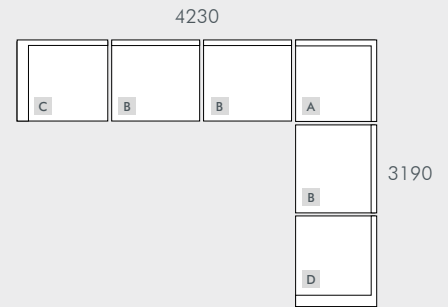
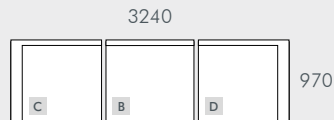


C - 1 Seater Left Arm



D - 1 Seater Right Arm

MODULAR EXAMPLES



KEY	DESCRIPTION	PRODUCT CODE	WIDTH	DEPTH	HEIGHT
A	Corner Sofa	SOF-SKE-ISL-CNR-DIA	1050	1050	880
B	Centre Sofa	SOF-SKE-ISL1S-CTR	1040	1050	880
C	1S Left Sofa	SOF-SKE-ISL1S-LFT	1100	1050	880
D	1S Right Sofa	SOF-SKE-ISL1S-RIT	1100	1050	880

CONTACT US

To find out more information or place an order please contact us.

T. 1800 722 366

E. enquiries@globewest.com.au

Showrooms: Melbourne, Sydney, Brisbane, Adelaide and Perth.