

JUNO BOULDER



8/22 Image: Oat Weave upholstery

With its square style and low deck, the Juno Boulder exudes boldness and stability. Available in 5 modular components, wrapped in luxurious fabric with a plush seat and supportive back and arms for maximum comfort.

UPHOLSTERY COLOUR MATERIALS

Oat Weave	85% Polyester, 10% Acrylic, 5% Linen
-----------	--------------------------------------

DIMENSIONS

WIDTHS	Various
--------	---------

DEPTH	Various
-------	---------

SEAT HEIGHT	440mm
-------------	-------

ARM HEIGHT	620mm
------------	-------

COVERS	Non-Removable
--------	---------------

PROFILE	Medium
---------	--------

FILLING	Standard Foam
---------	---------------

LEG MATERIAL	Black Plastic Feet
--------------	--------------------

JOINING BRACKETS	Included
------------------	----------

UPHOLSTERY COLOURS



Oat Weave
(OATWV)

COMPONENTS & CONFIGURATIONS

Please refer following page.

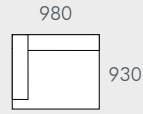
NOTES

Modulars are ordered as separate units available in left (LFT) or right (RIT) facing orientation. As you stand in front of the sofa the arm will be in either the left or right side of the modular component. Please refer website for care instructions.

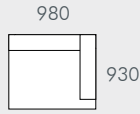
As product specifications sometimes change, please confirm with your GlobeWest salesperson before placing your order.

JUNO BOULDER


COMPONENTS



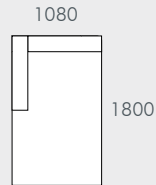
A - 1 Seater Left Arm



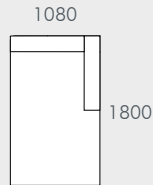
B - 1 Seater Right Arm



C - 1 Seater Centre

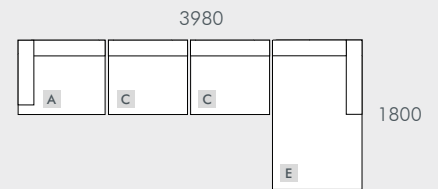
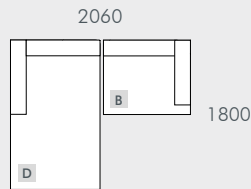
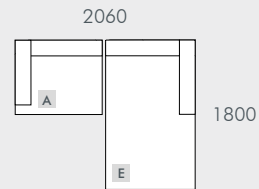
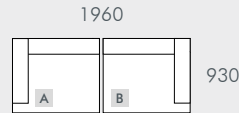
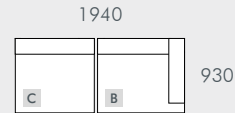


D - Left Chaise



E - Right Chaise

MODULAR EXAMPLES



All dimensions shown are millimetres.

KEY	DESCRIPTION	PRODUCT CODE	WIDTH	DEPTH	HEIGHT
A	1 Seater Left Arm	SOF-JUN-BOUL1S-LFT	1080	1080	740
B	1 Seater Right Arm	SOF-JUN-BOUL1S-RIT	1080	1080	740
C	1 Seater Centre	SOF-JUN-BOUL1S-CTR	960	930	740
D	Left Chaise	SOF-JUN-BOUL-LFT-CHS	980	930	740
E	Right Chaise	SOF-JUN-BOUL-RIT-CHS	980	930	740

CONTACT US

To find out more information or place an order please contact us.

T. 1800 722 366

E. enquiries@globewest.com.au

Showrooms: Melbourne, Sydney, Brisbane, Adelaide and Perth.